

# Signet 8150 Battery Powered Flow Totalizer



Member of the ProcessPro® Family of Instruments



Panel Mount



Pipe, Wall, and Tank Mount



Integral Mount

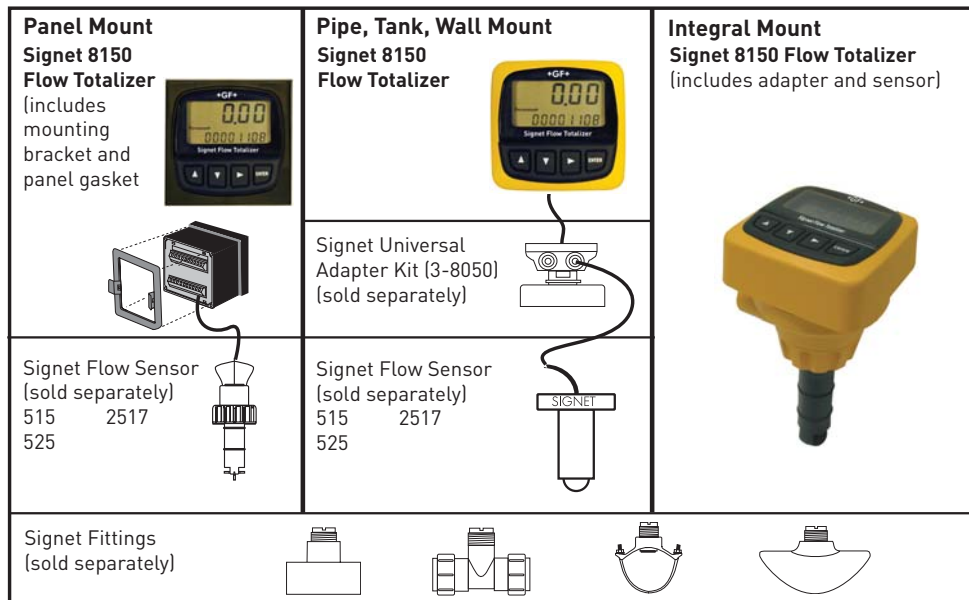
## Description

The Signet 8150 Battery Operated Flow Totalizer is compatible with the Signet 515, 525 and 2517 flow sensors, and will provide years of dependable operation. The large digital display indicates flow rate and totaled flow volume simultaneously. One of the three totalizers is resettable from the front panel or a remote location, while the second resettable totalizer can only be reset by entering a user-selectable security code. Meanwhile, the third is a permanent non-resettable totalizer.

Our intuitive software design and four-button keypad provide for simple operation while setting screen dis-

plays and programming the system. Calibration can be easily performed by entering the Auto-Cal feature and entering a value to match an external reference. Screen displays can be modified to suit the user's needs; along with the flow rate, any of the three totalizers can be selected as the displayed totalizer. Customers can quickly scroll through the totalizers simply by pressing any key on the keypad. A display averaging feature is included for applications where the flow in the pipe fluctuates. For applications where flow stops and starts due to production needs, a no-flow indicator will display the hours of non-flow.

## System Overview



## Features

- Three totalizers: 2 Resettable and 1 Permanent, user selectable
- Long-lasting lithium batteries
- Mounting versatility
- No-flow indicator
- Large digital display with averaging
- Simple push-button operation
- User selectable access code prevents unwanted changes
- Auto-calibration

## Applications

- Wastewater Flow Accumulation
- Water Treatment Systems
- Remote or Mobile Treatment/Distribution Systems
- Irrigation Systems
- Filtration Systems
- Commercial Pools & Spas
- Groundwater Remediation
- RO Concentrate
- Process Flow Monitoring
- UPW Distribution
- Demineralizer Regeneration
- Process Cooling Water

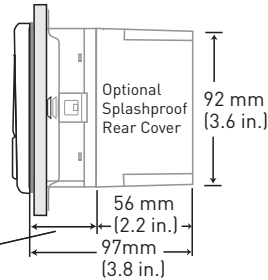
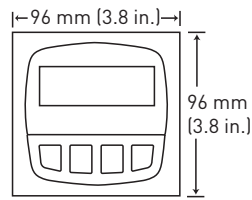




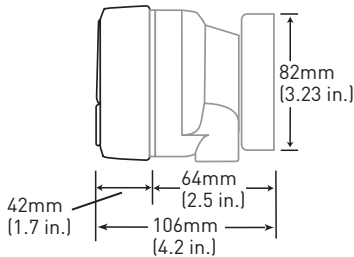
## Dimensions

### 3-8150-1P

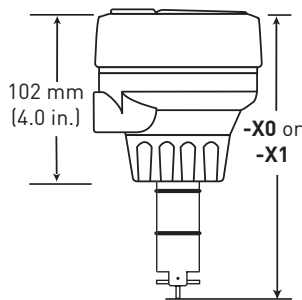
#### Panel Mount



### 3-8150-1 with universal mount



**Model 515 Integral Mount Sensors - see pages 12-15 for sensor specifications.**



-X0 = 152mm (6.0 in.)  
-X1 = 185mm (7.3 in.)

**Please refer to Wiring, Fittings, Installation and Accessories sections for more information.**

## Specifications

### General

Compatibility: Signet 515, 525 and 2517 flow sensors  
Input Freq. Range: 0 to 400Hz  
Accuracy: ±0.5% of reading  
Display: LCD type

- 4-digit upper line - flow rate
- 8-digit lower line - volume totalizer count, either resettable or permanent

Averaging 0 to 120 secs.

Contrast: Automatic

Low battery indication:

Battery symbol appears on LCD display

8-digit resettable totalizers:

Stored until user resets; continues to be stored even after batteries are removed

8-digit permanent:

Kept permanently, even when batteries are removed

### Materials

- Enclosure: PBT resin
- Keypad material: Sealed 4-key silicon rubber
- Panel Case gasket: Neoprene
- Window: Polyurethane coated polycarbonate

### Electrical

Battery:

Two 3.6V Lithium thionyl chloride, AA-size

Battery life:

4 years nominal @ 50°C (122°F)

### Environmental

Enclosure rating: NEMA 4X/IP65 front

Operating Temperature:

-10°C to 65°C (14°F to 149°F)

Storage Temperature:

-40°C to 100°C (-40°F to 212°F)

Relative Humidity

0 to 95% Non-condensing

**Shipping Weight:** 0.5 kg (1.1 lbs.)

### Standards and Approvals

- CE
- CUL, UL pending
- Manufactured under ISO 9001:2000 for Quality and ISO 14001:2004 for Environmental Management

## Ordering Information

Instrument Part Number	
<b>3-8150</b>	Battery Operated Flow Totalizer
	Field, Panel, or Integral Sensor mount - choose one
-1	Field mount for pipe, tank, and wall mounting
-1P	Panel mount; includes mounting bracket and panel gasket
-P0*	3-8150-1 integrally mounted on Model 515 Paddlewheel (Part No. 3-8510-P0) for 0.5 to 4 in. pipes, with a polypropylene body, Black PVDF rotor, and Titanium pin
-P1*	3-8150-1 integrally mounted on Model 515 Paddlewheel (Part No. 3-8510-P1) for 5 to 8 in. pipes, with a polypropylene body, Black PVDF rotor, and Titanium pin
-T0*	3-8150-1 integrally mounted on Model 515 Paddlewheel (Part No. 3-8510-T0) for 0.5 to 4 in. pipes, with a natural PVDF body, rotor, and pin
-V0*	3-8150-1 integrally mounted on Model 515 Paddlewheel (Part No. 3-8510-V0) for 0.5 to 4 in. pipes, with a natural PVDF body, rotor, and Hastelloy pin
<b>3-8150</b>	<b>- 1 Example Part Number</b>

\* See individual sensor sheets for more sensor information.

Mfr. Part No.	Code	Mfr. Part No.	Code
3-8150-1	<b>159 000 929</b>	3-8150-P1	<b>159 000 932</b>
3-8150-1P	<b>159 000 930</b>	3-8150-T0	<b>159 001 011</b>
3-8150-P0	<b>159 000 931</b>	3-8150-V0	<b>159 001 012</b>

### Model 8150

#### Ordering Notes:

- 1) For panel version, cutout must be 92 x 92 mm (3.62 x 3.62 in.)
- 2) To mount the panel version on a wall, use the heavy duty wall mount bracket.
- 3) Use the Universal mounting kit with the Field mount instrument to mount to a pipe, tank or wall.
- 4) An optional splash proof rear cover can be ordered separately if needed.

## Accessories and Replacement Parts

Mfr. Part No.	Code	Description
<b>Mounting</b>		
3-8050	<b>159 000 184</b>	Universal mounting kit
3-0000.596	<b>159 000 641</b>	Heavy duty wall mount bracket (for panel mount only)
3-5000.598	<b>198 840 225</b>	Surface mount bracket
3-8050.395	<b>159 000 186</b>	Splashproof rear cover for panel mount totalizer
<b>Liquid Tight Connectors</b>		
3-9000.392	<b>159 000 368</b>	Liquid tight connector kit (includes 3 connectors)
3-9000.392-1	<b>159 000 839</b>	Liquid tight connector, NPT (1 connector)
3-9000.392-2	<b>159 000 841</b>	Liquid tight connector, PG 13.5 (1 connector)
<b>Other</b>		
7400-0011	<b>159 000 935</b>	Lithium battery, 3.6V, Size AA (2 required)
5523-0222	<b>159 000 392</b>	Cable, two conductor shielded, 22 AWG (per ft.)
<b>Replacement parts for integral mount units - see Model 515 catalog pages for more information</b>		
3-8051	<b>159 000 187</b>	Flow integral mounting kit, NPT (replacement)
3-8510-P0	<b>198 864 504</b>	Sensor for 0.5 to 4 in. pipes, Polypropylene body
3-8510-P1	<b>198 864 505</b>	Sensor for 5 to 8 in. pipes, Polypropylene body
3-8510-T0	<b>159 000 622</b>	Sensor for 0.5 to 4 in. pipes, all natural PVDF
3-8510-V0	<b>198 864 506</b>	Sensor for 0.5 to 4 in. pipes, PVDF body